

ZENIT® W600 D SMD

OUTDOOR SMD LED WASH LIGHT AND STROBE
DAYLIGHT VERSION



FEATURES

- ▶ Featuring a total of 576 daylight SMD LEDs with up to 90,000 lm luminous flux for extreme brightness
- ▶ 48 individually controllable segments
- ▶ Boost in blinder mode for temporarily increased output
- ▶ IP65 rated for permanent outdoor use
- ▶ High-resolution dimmer response thanks to 16-bit technology
- ▶ 5,700 K colour temperature and CRI <80
- ▶ Integrated 2.4 GHz W-DMX™ transceiver
- ▶ Control via W-DMX™, DMX and RDM (via DMX and W-DMX™)
- ▶ Temperature-controlled fans for optimised low-noise operation



DESCRIPTION

Designed for discerning lumen beings

With the ZENIT® W600 D SMD, you, as a lighting and event technician, can deliver an extremely bright, daylight-like floodlight with a high output of up to 90,000 lm. The ZENIT® fixture has been designed in accordance with protection class IP65 for demanding, permanent outdoor use at medium-sized and large professional events up to the lighting of television shows. The W600 SMD is equipped with 576 SMD

Wireless control and fine segment control

The ZENIT® W600 D SMD can be controlled via RDM and DMX. A 2.4 GHz W-DMX™ transceiver from Wireless Solution Sweden is also integrated to enable cable-free control as well as wireless master and slave operation. The daylight model W600 D SMD facilitates precise, independent control of a total of 48 segments via pixel control, even across multiple spotlights.

High-resolution dimmer response with 16-bit technology

Advanced 16-bit technology ensures a high-resolution dimmer response. You can choose between four dimmer curves, and you can also simulate the dimming characteristics of a classic halogen lamp. You also benefit from the wide beam angle of 104° to ensure intense and consistent floodlighting.

Sophisticated cooling concept

Three temperature-controlled fans provide reliable cooling in the cast aluminium housing. Depending on the sound sensitivity of the event, you can choose between three preconfigured modes, such as automated fan control or convection cooling for noiseless operation.

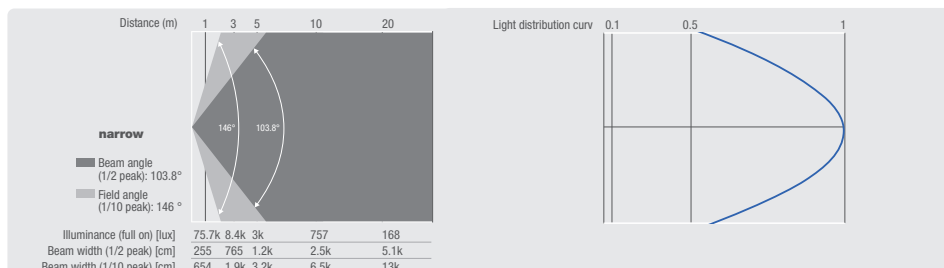
The ZENIT® W600 D SMD is your perfect tool for highly professional lighting, with features including output capability, stage-ready control and ease of use.?

ZENIT® W600 D SMD

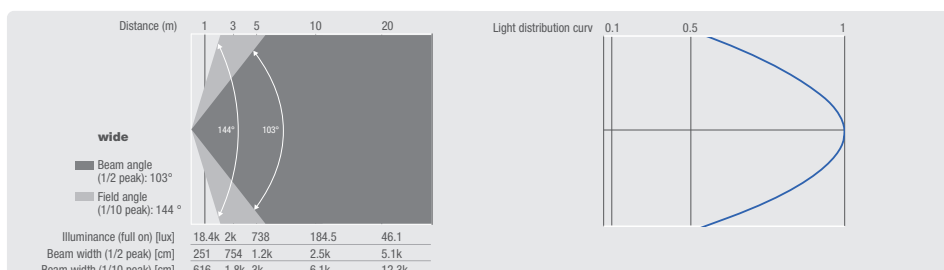
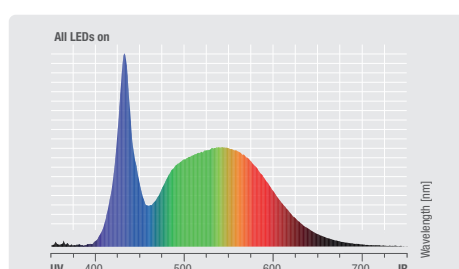
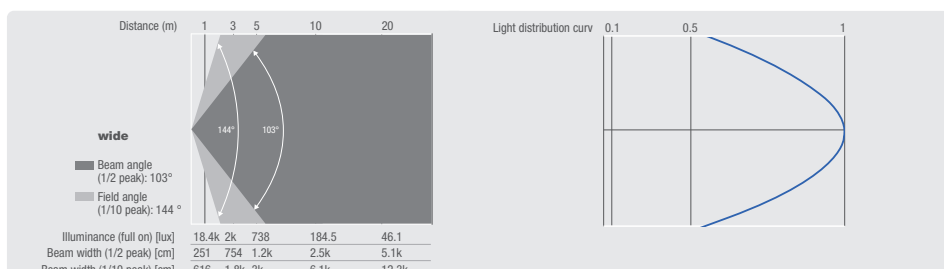
OUTDOOR SMD LED WASH LIGHT AND STROBE DAYLIGHT VERSION



PHOTOMETRICAL DATA



	Luminous flux	Chromaticity coordinates	CCT	R _a
Full on	46000 lm	x 0.320 y 0.325	6100	85



SPECIFICATIONS

Product type	LED Outdoor Wash Light
Type	ZENIT
Colour spectrum	Daylight, White
Number of LEDs	576
LED type	Daylight SMD
Average LED lifetime	50000 hrs.
Refresh rate	Adjustable
Dispersion	104° (without SnapMag® filter frame)
Lens	PE and tempered glass
DMX input	5-pin IP65
DMX output	5-pin IP65
DMX mode	1-channel, 2-channel 1, 2-channel 2, 3-channel, 4-channel, 5-channel
DMX Functions	Dimmer, Dimmer Curve, Dimmer Fine, Dimmer Response, strobe, Strobe Duration
Standalone modes	Master / Slave mode, Static
Controls	Enter, Mode, Value Down, Value Up
Indicators	OLED Display
Operating voltage	100 V AC - 240 V AC, 50 - 60 Hz
Power consumption	550 - 1050 W
Power supply connection	PowerCON TRUE1 compatible
Housing material	Aluminium
Cabinet colour	Black
Protection class IP	IP65
Cooling	Temperature controlled fan (IP65)
Luminous flux	90000 lm
Operating Temperature	-15 - 45 °C
Accessories (included)	2 x omega mounting, Power cord

Width	463 mm
Length	291 mm
Height	161 mm
Weight	13 kg
Abmessungen (B x H x T, ohne Montagebügel):	463 x 291 x 161 mm
Gewicht (ohne Zubehör):	12,4 kg
Zubehör im Lieferumfang:	2 Omega-Bügel + Netzkabel
Optional erhältliches Zubehör:	"Vorsatzstreuscheiben (25°, 45°, 100°, 60°x10°) Torklappe
Duty Cycle Normal Mode	52,35%
Duty Cycle Boost Mode	100% (für 3s)

Features and specifications
subject to change without notice.

adamhall.com

ZENIT[®] W600 D SMD

OUTDOOR SMD LED WASH LIGHT AND STROBE
DAYLIGHT VERSION



DIMENSIONS (mm)

