

OTOS® W3

IP65 WASH MOVING HEAD



FEATURES

- ▶ 7 x 50W RGBL LED with a total output of 3,700 lm luminous flux
- ▶ Single pixel control
- ▶ Controllable FX LED effect ring
- ▶ Zoom lens and zoom range 4° - 60°
- ▶ Controllable zoom level
- ▶ Dual input mode as option for pixel mapping
- ▶ Flexible control options via integrated W-DMX™ & CRMX transceiver, DMX and RDM



DESCRIPTION

With vibrant accents, the wash products in the OTOS® series enrich outdoor concert and festival stages as well as major TV show productions. Three multi-faceted eye-catchers, rich in features that are an absolute must.

Versatile zoom levels

As the largest IP65 wash moving head in its series, the OTOS® W12 fascinates with its multi-zoom feature. It enables three different levels to be controlled individually and the zoom range to be adjusted on several levels. This feature can be used on two zoom levels with the OTOS® W6 and on one level with the OTOS® W3.

FX LED effect ring

All models have the controllable FX LED effect ring in common, which can shine both in white tones and in a wide range of colours. The effect ring is barely visible when the device is switched off as it has a narrow width and therefore fits discreetly into the stage design.

Single Pixel Control & Dual Input Mode

Depending on the size of the product, either 7 x 50W, 16 x 50W or 32 x 50W RGBL LEDs are available, which can be controlled individually using Single Pixel Control. - The FX effect LED ring also has a large number of pixels, which can also be controlled individually. For more efficient use of the DMX channels, you can also use the dual input mode, which allows you to assign a separate colour to each pixel via pixel mapping.

Flexible control options

All IP65 wash moving heads in the OTOS® series have an integrated W-DMX™ & CRMX transceiver, but can also be controlled by cable via DMX and RDM.

Three options that will spice up your shows.

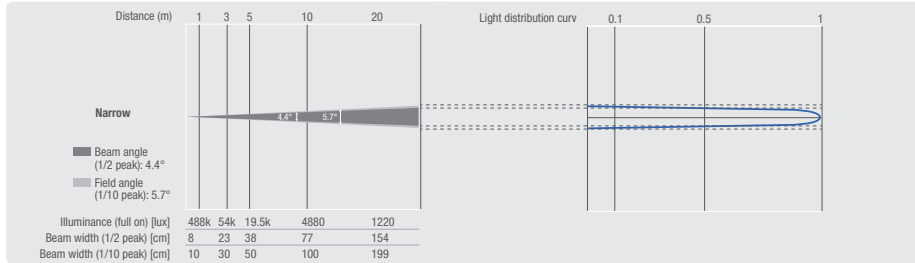
Decide now and „Ride vibrant“.

OTOS® W3

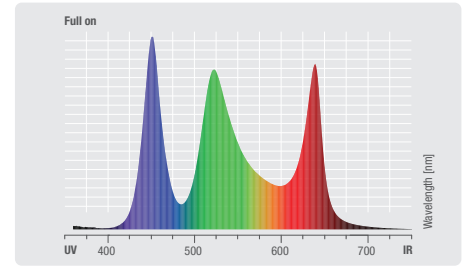
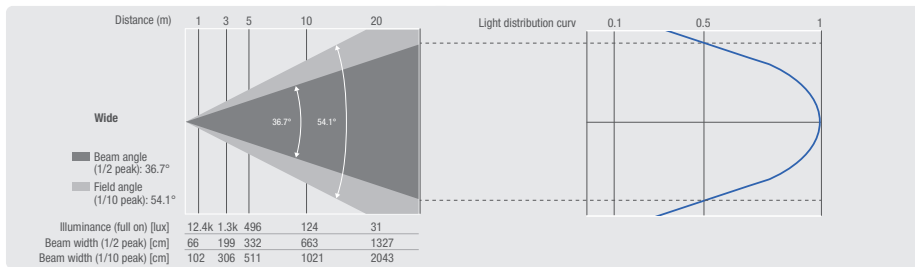
IP65 WASH MOVING HEAD



PHOTOMETRICAL DATA



	Luminous flux	Chromaticity coordinates	CCT	R _a
Full on	4091 lm	x 0.298 y 0.341	1.8K - 8.2K	83
Red (calibrated)	704 lm	x 0.697 y 0.300	-	-
Green (calibrated)	1875 lm	x 0.168 y 0.702	-	-
Blue (calibrated)	339 lm	x 0.152 y 0.032	-	-
Lime (calibrated)	2542 lm	x 0.426 y 0.538	-	-
3200K (calibrated)	2755 lm	x 0.427 y 0.407	-	74
5600K (calibrated)	3359 lm	x 0.338 y 0.355	-	75



SPECIFICATIONS

Item number	CLOTOSW3
Product category	LED Wash Moving Light
Type	Moving Head
Light source center LEDs	7 x 50 W LED
Color mixing center LEDs	RGBL
Number of ring segments	46
Color mixing ring LEDs	RGB
Pan angle	Adjustable: 630°/540°
Tilt angle	241°
LED PWM	650 Hz; 1530 Hz; 3600 Hz; 12 kHz; 18,9 kHz; 25 kHz
Dimmer resolution	16 bit
Dimmer curves	Linear; Exponential; Logarithmic; S-Curve
Calibration	Yes
CRI	>85
Luminous flux	4000 lm
Illuminance	5000 lx (10 m, narrow)
Beam angle / field angle	4-45° / 10-60°
CCT	1800 K - 10000 K
Control protocols	DMX; RDM; W-DMX; CRMX
Data connections	5pin XLR male + female; 2x RJ45
DMX modes	22CH RGBL Effect 21CH HSI Wash 22CH RGBL Wash 8bit 26CH RGBL Wash 38CH HSI Pattern 48CH RGBL Pattern 63CH RGBL Pixel 187CH RGBL Pixel Full 11CH Dual Input 21CH Dual Input

Pan (fine); Tilt (fine); Dimmer (fine); Strobe functions, RGBL (fine); Hue (fine); Saturation; Colour Temperature; Tint; Color Presets; Color Crossfade; Ring Dimmer; Ring RGB; Ring Strobe, Ring Pattern Selection; Ring Pattern Speed; Pattern Folder; Pattern Selection; Pattern Position & Speed; Pattern Transition; Pattern Fade/Wake

DMX functions

DMX functions	Effect; Background Dimmer (fine); Background Strobe; Background RGBL; Background Hue (fine); Background Saturation; Background Colour Temperature; Background Tint; Background Colour Presets; Background Colour Crossfade; Zoom; LED Control Crossfade; Device Settings; RGBL; Ring RGB
Stand alone	Scene; Loop
System settings	Display; Dimmer; Color Calibration; Movement; Fan; Signal Fail; Pixel Mirror
Display / indicators	LC-display
IP rating	IP65 for temporary outdoor use
Ambient temperature rating	-10° - 40° C
Cooling system	Temperature controlled fans
Operation voltage	100 - 240 V AC / 50-60 Hz
Max. power consumption	350 W
Fuse	T4 A / 250 V
Power connection	TrueOne compatible
Power link	TrueOne compatible
Max. power out (110V)	11 A
Max. power out (230V)	13 A
Minimum distance to illuminated surface	3 m
Minimum distance to normally flammable materials	0.5 m
Risk group	RG1
Housing	Metal
Dimensions	308 x 230 x 380 mm
Weight	10.9 kg

Features and specifications subject to change without notice.

adamhall.com

OTOS® W3

IP65 WASH MOVING HEAD



DIMENSIONS (mm)

