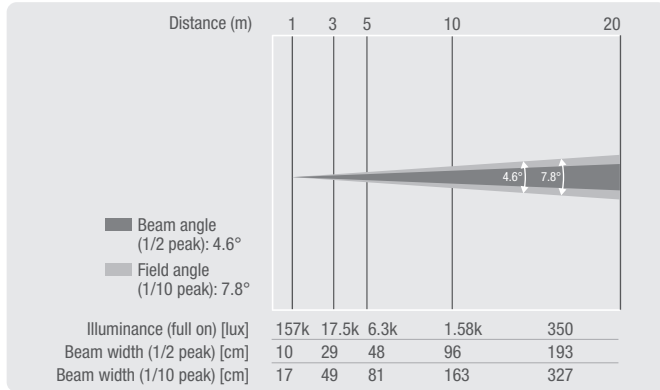


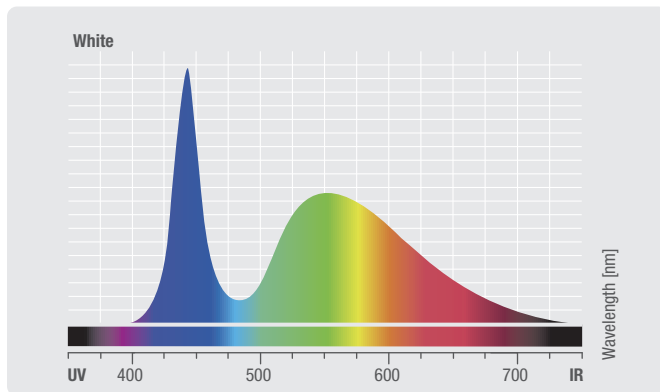
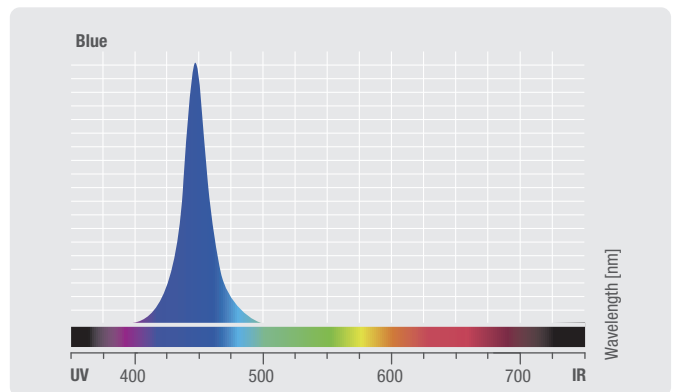
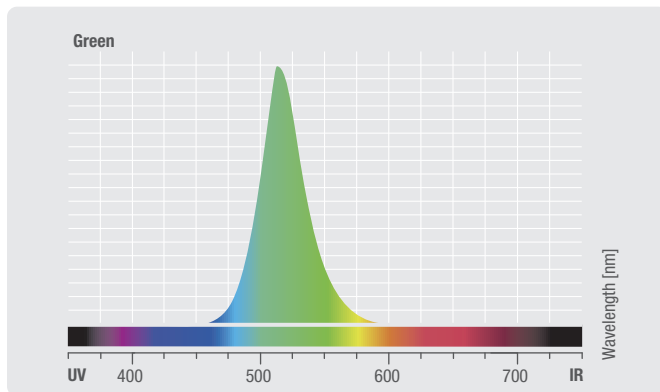
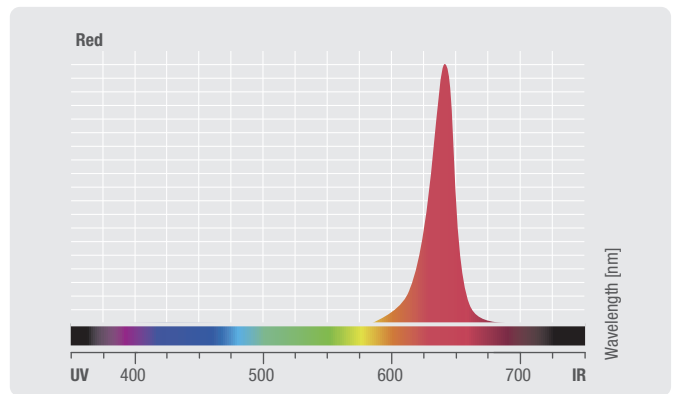
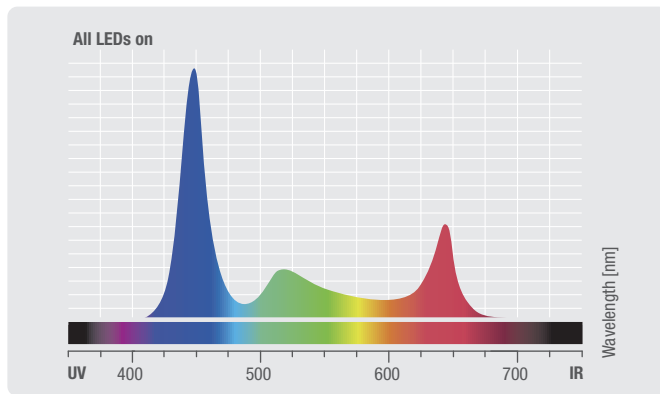
# Photometric Measurements

Photometrische Messungen | Mesures Photométriques  
 Mediciones Fotométricas

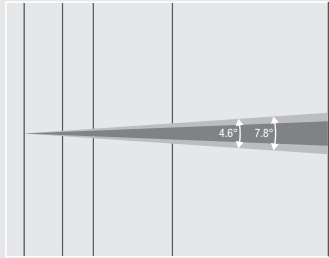
## NANO BEAM 600 (CLNB600)



	Luminous flux	Chromaticity coordinates
All LEDs on	1488 lm	x 0.246 y 0.186
Red	184 lm	x 0.701 y 0.294
Green	402 lm	x 0.151 y 0.681
Blue	85 lm	x 0.156 y 0.024
White	836 lm	x 0.315 y 0.330

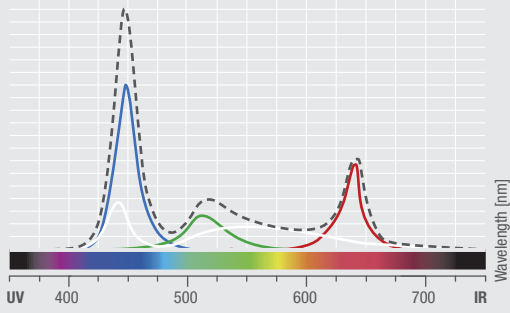


Distance (m) 1 3 5 10 20



Illuminance (full on) [lux]	157k	17.5k	6.3k	1.58k	350
Beam width (1/2 peak) [cm]	10	29	48	96	193
Beam width (1/10 peak) [cm]	17	49	81	163	327

All LEDs on



	Luminous flux	Chromaticity coordinates
All LEDs on	1488 lm	x 0.246 y 0.186
Red	184 lm	x 0.701 y 0.294
Green	402 lm	x 0.151 y 0.681
Blue	85 lm	x 0.156 y 0.024
White	836 lm	x 0.315 y 0.330